

PACIFICA GRADUATE INSTITUTE

249 Lambert Road, Carpinteria CA 93013
Phone: (805) 969-3626 FAX: (805) 879-7391
www.pacifica.edu

SCHOOL PERFORMANCE FACT SHEET CALENDAR YEARS 2018 & 2019

**M.A. in Engaged Humanities and the Creative Life with Emphasis in Depth Psychology
(Program Length-2 Years)**

On-Time Completion Rates

Calendar Year	Number of Students Who Began Program	Students Available for Graduation	Number of On-Time Graduates	On-Time Completion Rate
2019	15	15	3	20%
2018	11	11	5	45%

Job Placement Rates (Includes data for two calendar years prior to reporting)

Calendar Year	Number of Students Who Began Program	Number of Graduates	Graduates Available for Employment	Graduates Employed in the Field	Placement Rate Employed in the Field
2019	15	5	5	2	40%
2018	11	7	7	0	0

PACIFICA GRADUATE INSTITUTE

249 Lambert Road, Carpinteria CA 93013
Phone: (805) 969-3626 FAX: (805) 879-7391
www.pacifica.edu

Gainfully Employed Categories (includes data for the two calendar years prior to reporting)

Part-Time vs. Full-Time Employment

Calendar Year	Graduates Employed in the Field 20-29 Hours Per Week	Graduates Employed in the Field at Least 30 Hours Per Week	Total Graduates Employed in the Field
2019	0	2	2
2018	0	0	0

Single Position vs. Concurrent Aggregated Position

Calendar Year	Graduates Employed in the Field in a Single Position	Graduates Employed in the Field in Concurrent Aggregated Positions	Total Graduates Employed in the Field
2019	1	1	2
2018	0	0	0

You may obtain from the institution a list of the employment positions determined to be in the field for which a student received education and training. Please ask your enrollment representative for this information.

PACIFICA GRADUATE INSTITUTE

249 Lambert Road, Carpinteria CA 93013
Phone: (805) 969-3626 FAX: (805) 879-7391

Self-Employed/Freelance Positions

Calendar Year	Graduates Employed who are Self-Employed or Working Freelance	Total Graduates Employed in the Field
2019	1	2
2018	0	0

Institutional Employment

Calendar Year	Graduates Employed in the field who are Employed by the Institution, an Employer Owned by the Institution, or an Employer who Shares Ownership with the Institution.	Total Graduates Employed in the Field
2019	0	2
2018	0	0


PACIFICA GRADUATE INSTITUTE

249 Lambert Road, Carpinteria CA 93013
Phone: (805) 969-3626 FAX: (805) 879-7391
www.pacifica.edu

License Examination Passage Rates

Calendar Year	Number of Graduates in Calendar Year	Number of Graduate Taking Exam	Number Who Passed Exam	Number Who Failed Exam	Passage Rate
2019	n/a	n/a	n/a	n/a	n/a
2018	n/a	n/a	n/a	n/a	n/a

NB: Licensure not necessary for professional practice



PACIFICA GRADUATE INSTITUTE

249 Lambert Road, Carpinteria CA 93013
 Phone: (805) 969-3626 FAX: (805) 879-7391
www.pacifica.edu

Salary and Wage Information (includes data for the two calendar years prior to reporting)

Annual Salary and Wages Reported for Graduates Employed in the Field

Calendar Year	Graduates Available for Employment	Graduates Employed in Field					
			\$20,001 - \$25,000	\$25,001 - \$40,000	\$40,001 - \$50,000	\$50,001 - \$50,000	No Salary Information Reported
2019	5	2	0	0	0	2	0
2018	7	0	0	0	0	0	0

Students are entitled to a list of the objective sources of information used to substantiate the salary disclosure. To obtain this list, please consult an institutional representative.

Cost of Educational Program

Total charges for the program for students completing on-time in 2020-21 (residential): \$ 48,136

Total charges for the program for students completing on-time in 2020-21 (non-residential): \$ 44,872

Additional charges may be incurred if the program is not completed on-time.

PACIFICA GRADUATE INSTITUTE


249 Lambert Road, Carpinteria CA 93013
 Phone: (805) 969-3626 FAX: (805) 879-7391
www.pacifica.edu

Federal Student Loan Debt

Most recent three year cohort default rate, as reported by the United States Department of Education.(1)	The percentage of enrolled students in 2019 receiving federal student loans to pay for this program.	The average amount of federal student loan debt of 2019 60% graduates who took out federal student loans at this institution.	The percentage of graduates in 2019 who took out federal student loans to pay for this program.
4.7%	n/a	\$47,931	60%

Most recent three year cohort default rate, as reported by the United States Department of Education.(1)	The percentage of enrolled students in 2018 receiving federal student loans to pay for this program.	The average amount of federal student loan debt of 2018 86% graduates who took out federal student loans at this institution.	The percentage of graduates in 2018 who took out federal student loans to pay for this program.
4.7%	n/a	\$62,546	86%

(1) The percentage of students who defaulted on their federal student loans is called the Cohort Default Rate (CDR). It shows the percentage of this school’s students who were more than 270 days (9 months) behind on their federal student loans within three years of when the first payment was due. This is the most recent CDR reported by the U.S. Department of Education.




PACIFICA GRADUATE INSTITUTE

249 Lambert Road, Carpinteria CA 93013
 Phone: (805) 969-3626 FAX: (805) 879-7391
www.pacifica.edu

This fact sheet is filed with the Bureau for Private Postsecondary Education. Regardless of any information you may have relating to completion rates, placement rates, starting salaries, or license exam passage rates, this fact sheet contains the information as calculated pursuant to state law.

Please note that percentages and results are based on STUDENT SURVEY RESPONSES. Student survey responses may not reflect available data.

Any questions a student may have regarding this fact sheet that have not been satisfactorily answered by the institution may be directed to the Bureau for Private Postsecondary Education at 2535 Capitol Oaks Drive, Suite 400, Sacramento, CA 95833, www.bppe.ca.gov, toll-free telephone number 888-370-7589 or by fax (916) 263-1897.



PACIFICA GRADUATE INSTITUTE

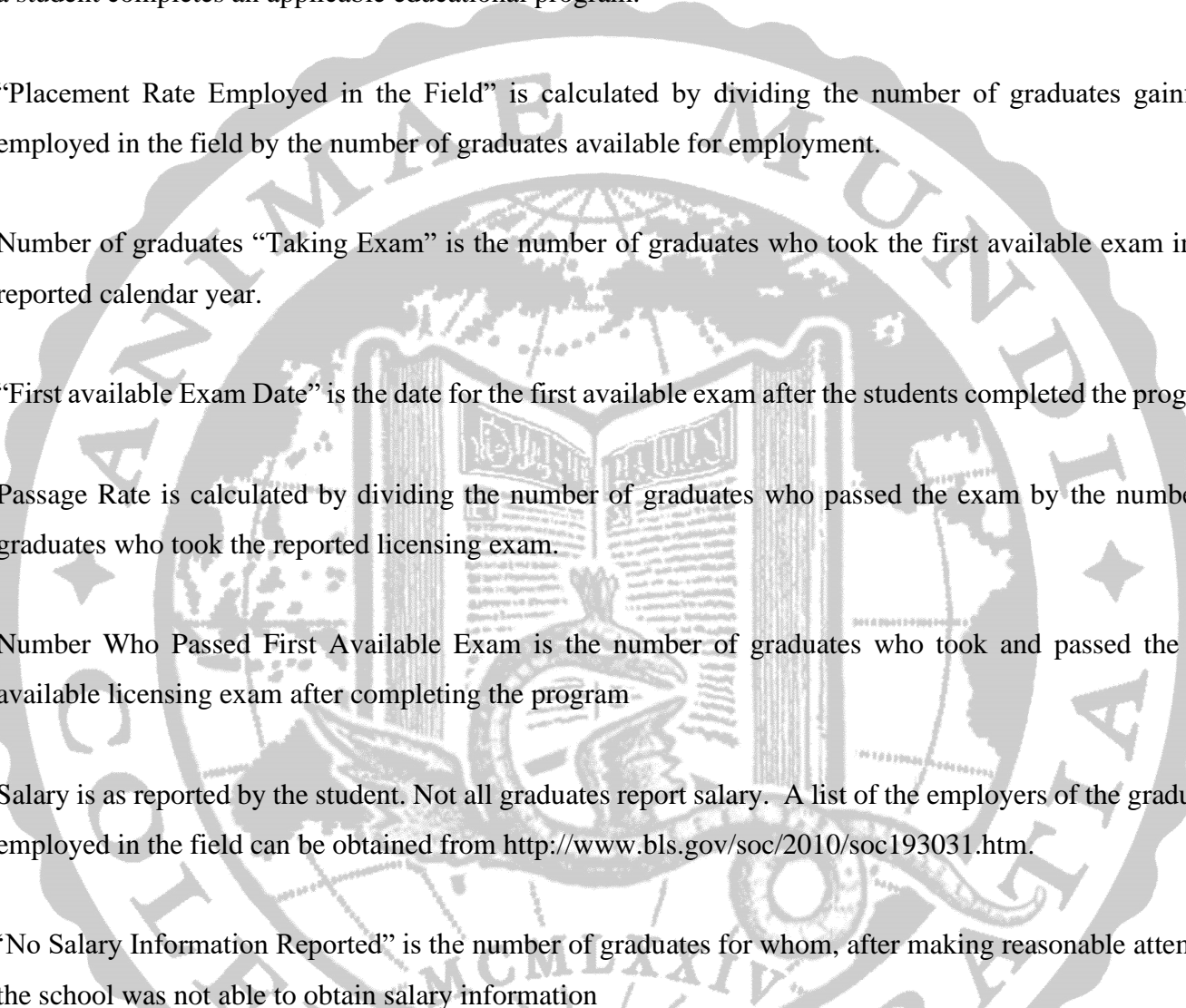
249 Lambert Road, Carpinteria CA 93013
Phone: (805) 969-3626 FAX: (805) 879-7391
www.pacifica.edu

Definitions

- “Number of Students Who Began Program” means the number of students who began the program who were scheduled to complete the program within 100% of the published program length within the reporting calendar year and excludes all students who cancelled during the cancellation period.
- “Students available for graduation” is the number of students who began program minus the number of students who have died, been incarcerated, or been called to active military duty.
- “Number of On-time Graduates” is the number of students who completed the program within 100% of the published program length within the reporting calendar year.
- “On-time Completion Rate” is the number of on-time graduates divided by the Number of Students Available for Graduation.
- “150% Graduates” is the number of students who completed within 150% of the program length (includes on-time graduates)
- “150% Completion Rate” is the number of students who completed the program in the reported calendar year within 150% of the published program length including on-time graduates, divided by the number of students available for graduation.
- “Graduates available for employment” means the number of graduates minus the number of graduates unavailable for employment.
- “Graduates unavailable for employment” means the graduates who, after graduation, die, become incarcerated, are called to active military duty, are international students that leave the United States or do not have a visa allowing employment in the United States, or are continuing their education in an accredited or bureau-approved postsecondary institution.

PACIFICA GRADUATE INSTITUTE

249 Lambert Road, Carpinteria CA 93013
Phone: (805) 969-3626 FAX: (805) 879-7391
www.pacifica.edu

- 
- “Graduates Employed in the Field” means graduates who beginning within six months after a student completes the applicable educational program are gainfully employed, whose employments has been reported and for whom the institution has documented verification of employment. For occupations for which the state requires passing an examination available after a student completes an applicable educational program.
 - “Placement Rate Employed in the Field” is calculated by dividing the number of graduates gainfully employed in the field by the number of graduates available for employment.
 - Number of graduates “Taking Exam” is the number of graduates who took the first available exam in the reported calendar year.
 - “First available Exam Date” is the date for the first available exam after the students completed the program.
 - Passage Rate is calculated by dividing the number of graduates who passed the exam by the number of graduates who took the reported licensing exam.
 - Number Who Passed First Available Exam is the number of graduates who took and passed the first available licensing exam after completing the program
 - Salary is as reported by the student. Not all graduates report salary. A list of the employers of the graduates employed in the field can be obtained from <http://www.bls.gov/soc/2010/soc193031.htm>.
 - ‘No Salary Information Reported’ is the number of graduates for whom, after making reasonable attempts, the school was not able to obtain salary information